

PLAY



PETER
RABBIT 2

EASTER IN
THE GARDEN

ČASOPISY PRO VÝUKU ANGLIČTINY



NOVINKA

A0 – A1
základní školy
3. – 5. třída ZŠ



A1 – A2
základní školy
5. – 7. třída ZŠ



A2 – B1
základní
a střední školy
7. třída ZŠ –
2. ročník SŠ



B1 – B2
střední školy
2. – 4. ročník SŠ

SPECIÁLNÍ NABÍDKA PLAY: PŮLROČNÍ PŘEDPLATNÉ (LEDEN – ČERVEN 2020) PLATÍ POUZE PRVNÍ ROK.

1–10 ks předplatného	11–30 ks předplatného	31 a více ks předplatného
180 Kč + 200 Kč poštovné a balné	150 Kč	140 Kč
7 Eur + 8 Eur poštovné a balné	6 Eur	5 Eur

JAK OBJEDNAT

www.bridge-online.cz/objednavka
objednavky@bridge-online.cz
+420 241 443 003

Číslo účtu pro Česko (CZK)
169356037/5500

www.bridge-online.cz/sk/objednavka
objednavky@bridge-online.sk
+421 905 425 447

Číslo účtu pre Slovensko (EUR)
SK40090000000005128196156



UČITELSKÁ SADA K ČASOPISŮM

Učitelé, kteří objednájí 11 a více kusů předplatného, získají ke každému vydání časopisu učitelskou sadu. Učitelská sada je neprodejná.

KLÍČ K UČITELSKÉ SADĚ

Čím více kusů předplatného objednáte, tím více učitelských sad dostanete.

KAŽDÝ MĚSÍC

JEDNOU ZA POLOLETÍ



CD
s poslechovými
cvičeními



časopisy
zdarma

JEDNOU ZA ROK



výukový
plakát

Počet kusů předplatného	Počet učitelských sad
11–20 ks	1 ks
21–60 ks	2 ks
61–90 ks	3 ks
91–120 ks	4 ks
121–150 ks	5 ks
151–180 ks	6 ks
181–200 ks	7 ks
201–260 ks	8 ks
261–300 ks	9 ks
301 ks a více	10 ks a více

Obrázky jsou pouze ilustrativní.

Key to Icons



listening and extra
materials online



listening on CD

CONTENTS

- 4 VOCABULARY**
Spring in the Garden
- 6 YOUR STORY / TRADITION**
The Egg Hunt
- 8 GRAMMAR**
My Magic Spell Book
- 9 DIY / TRADITION**
Easter
- 10 GAME**
The Big Clean Up!
- 12 COMIC**
Let's Play a Game
- 14 COLOURING**
Let's Colour!
- 15 SPEAKING / PAIR WORK**
Animal Crossing: New Horizons
- 17 PUZZLES**
- 19 SPEAKING**
Look and Talk

Dear Readers,

It's springtime! Can you see plants and animals in the garden, on the grass and in the trees? In this issue of Play you will learn some words for spring and the garden. And it's Easter time, too! Easter is different in English-speaking countries. We've got games, puzzles and activities, plus a new comic from our friends Molly, Darren and Clara in this issue. Get ready to read, write, listen and draw some fun pictures. What are you waiting for? Turn the page and let's go!

Helena and the PLAY
Editorial Team

Tips for Using the Magazine

Here are some fun extra things you can do with your Play magazine.

- Look at the words on p. 4. Use the words to talk about your garden or a park. Look at the rest of the magazine. How many times can you find the words?
- After you finish making your story on pp. 6–7, draw a picture of the egg hunt. Tell your friend about the picture.
- After you finish the magic spells on p. 8, try writing your own magic spells. You can write them in your own magic spell book. Then use a magic wand (or a pencil or pen) to cast the spells.
- Read the comic on pp. 12–13 with your friends and do funny voices for the characters. Who will hide next in the game? Where will they hide? Write the next part of the story.
- After you finish the puzzle on p. 17, write a new puzzle for your friend. Can they draw the picture correctly?

SOLUTIONS AND EXTRA MATERIALS

www.bridge-online.cz, www.bridge-online.sk and www.bphi.de

LISTENING 

CD Tracks 20–26 are on the January – June 2020 CD and online.

LISTENING 

W Tracks 1–4 are available online only.



SPRING IN THE GARDEN

Task 1









Listen (CD Track 20), read, look and point.

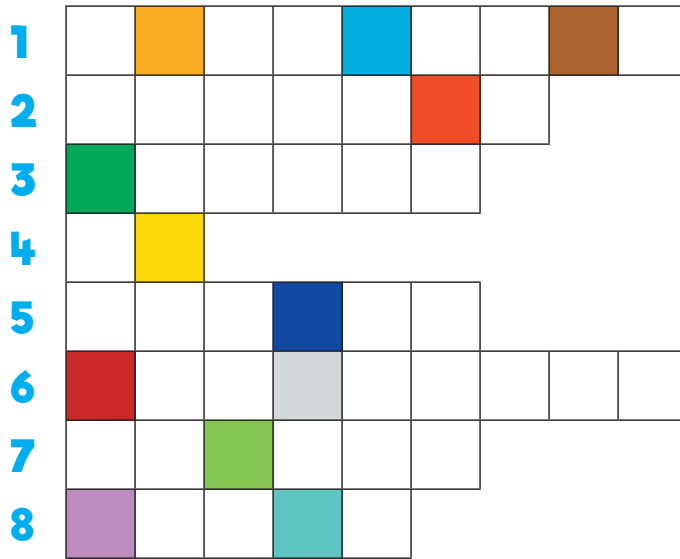
- 1 There's a **tree house** in the left tree.
- 2 The **grass** is green.
- 3 There are many **flowers** in the garden.
- 4 There is a **basket** on the grass.
- 5 There are **plants** in the garden.
- 6 There's a bird **on** the tree house.
- 7 There are children **in** the tree house.
- 8 There's a dog **under** the tree house.
- 9 There's a cat **behind** the right tree.
- 10 There's a yellow bird **between** two blue birds.
- 11 There's a ball **in front of** the basket.



Task 2

Look at the picture on page 4. Read the sentences and write the words in the boxes.
Copy the letters to read a message.

-  The children are in the (1) _ _ _ _ _ .
-  The black bird is (2) _ _ _ _ _ the purple flowers and the (3) _ _ _ _ _ .
-  The rabbit is (4) _ _ the basket.
-  The red flowers are (5) _ _ _ _ _ the basket.
-  The blue ball is (6) _ _ _ _ _ the (7) _ _ _ _ _ .
-  The grass is (8) _ _ _ _ _ .



Task 3



Listen (CD Track 21). Then draw a picture.
Talk about your picture with friends.

YOUR STORY

Task 1 Read and write on the lines.

1
Choose one: garden, kitchen, bathroom, living room

.....
.....

2
Write a colour:

.....
.....

3
Choose one: shoe, sock, bag, bed, pencil case, hat

.....
.....

4
Write a colour:

.....
.....

5
Choose one: sock, shoe, cap, jacket, bed, cup, hair

.....
.....

6
Write a number between 2 and 20:

.....
.....

7
Choose one: chair, desk, bed, window, piano, pillow

.....
.....

8
Choose one: desk, shelf, chair, lamp, pencil case

.....
.....

9
Choose one: bag, shoe, desk, hat, lamp

.....
.....

10
Write a number between 2 and 20:

.....
.....

11
Choose one: desk, bed, boots, lamp, pencil case, bag

.....
.....

12
Choose one: happy, excited, singing, jumping

.....
.....

Task 2

Write the words from page 6 in the spaces. Then read the story.

THE EGG HUNT

It's Easter but it is raining. The Easter Bunny can't hide eggs for the children in the [1]
 He hides them in their room. There are Easter eggs everywhere! There are two [2]
 eggs in Tom's [3] . There is a [4] egg in May's [5]
 There are [6] blue eggs under the [7] . There is a big chocolate egg
 on the [8] and a small chocolate egg on Tom's [9] . There are
 [10] green eggs behind May's [11] .
 The children are [12] ! They like Easter. Do you like Easter, too?

Task 3

There are some eggs in the bedroom. But not all the eggs are the same in the two pictures. Can you find six differences?



(There is / are ...
 on / in / under /
 behind the ... in
 picture A, but there
 is / are / is no / are
 no ... on / in /
 under / behind the
 ... in picture B.)

**Task 4**

Listen to an
 example of the story
 (CD Track 22).

MY MAGIC SPELL BOOK



a magic spell book

Task 1



Listen to the magic spells (CD Track 23). Read the magic spells out **loud** . Read each spell three times. Draw the things in the picture of the tree.



an elf



Elves and fairies, look at me! Put the basket on the tree.

Elves and fairies, now I ask it! Put the children in the basket.

Elves and fairies, the children are friends! Put the flowers under them.



a fairy



Task 2

Now write new magic spells. Choose words from the boxes and write them on the lines. Draw a picture.

go to sleep
wear your hats
ride the frog

behind the dog
in front of the sheep
between the cats

Elves and fairies, _____! Put the chicken _____.

Elves and fairies, _____! Put the bird _____.

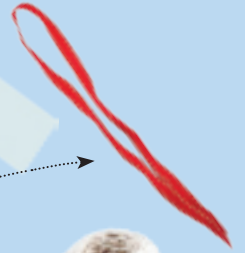
Elves and fairies, _____! Put the rabbit _____.

THIS YEAR,
EASTER IS
IN APRIL!
LET'S MAKE
AN EASTER
BUNNY.



WHAT YOU NEED:

- a sock
- rice
- string
- ribbon
- a needle and thread
(or a marker)
- good scissors
- a big plastic cup



INSTRUCTIONS:

1 Put rice in your sock. The plastic cup helps you.



2 Close the sock above the rice with string. Then make the head and tail with the string.



3 Cut the top of the sock to make ears.



4 Make the nose and eyes with a marker or with the needle and thread.



5 Put the ribbon around the bunny's neck.



Do you like your new friend?

HELP SPONGEBOB CLEAN THE PARK AND GET HOME FIRST.

INSTRUCTIONS:

WHAT YOU NEED:

2-4 GAME PIECES

1 DICE

THE YOUNGEST PLAYER STARTS.

ROLL THE DICE AND MOVE YOUR PIECE.

GO WHERE THE ARROWS SHOW

WHICH RECYCLING BINS? CAN WE

PUT THE RUBBISH IN?

EXAMPLE:

WE CAN PUT THE OLD NEWSPAPER IN THE PAPER BIN.

**START
HERE**



old glass bottles



a bad carrot



an old newspaper



a drink can




an old apple

a banana peel



a plastic water bottle



THE BIG Pi. CLEAN UP!

HOME

APRIL 22ND IS EARTH DAY. WE CAN HELP CLEAN OUR PLANET BY RECYCLING ♻️. WHEN WE RECYCLE, WE TAKE RUBBISH AND MAKE IT INTO NEW THINGS.



LET'S PLAY A GAME





Task 1 

Read and listen (CD Track 24).

Task 2 Some birds are playing the game, too. How many birds can you find? _____
Where are the birds? Work together and say where the birds are. Write the sentences.

Example:

A brown bird is behind the basket.

Task 3 You are playing the game with Clara, Molly and Darren. Where do you hide? Draw a picture.

Let's Colour!

Task 1 Look, read, think and colour.

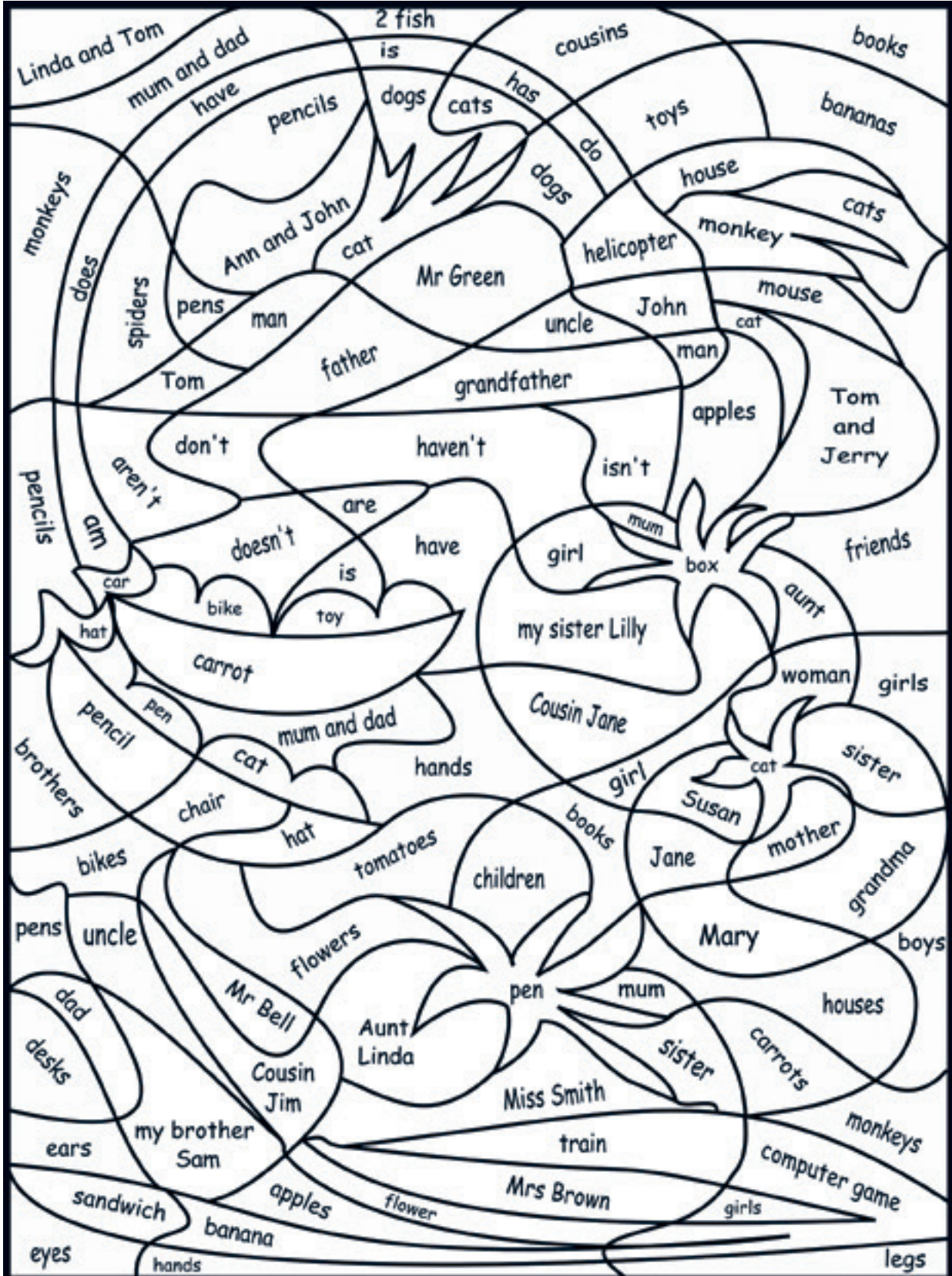
Orange: *he*
(for example:
boy, Tom...)

Red: *she*
(for example:
girl, Susan...)

Green: *it*
(for example:
pen, bird...)

Blue: *they*
(for example:
children, apples...)

Brown: verbs *be, have, do* (for example:
are, haven't...)



Task 2 What can you see in the picture? Talk about it.

ANIMAL CROSSING: NEW HORIZONS

Animal Crossing: New Horizons is a new game on the Nintendo Switch. You live on an island with your animal friends. Here are some of the animals. Each animal has a thing they like to say.



Listen to the example (Track 1). Work with a partner. Ask questions. The questions in the box can help you. Write the answers on the lines.



Listen and check your answers (Track 2).

STUDENT A

Student A looks at page 15 and Student B looks at page 16.

Who's this?	Who's the (purple mouse)?	What's their name?	What do they say?	How do you spell that?
-------------	---------------------------	--------------------	-------------------	------------------------



Name: **PANCETTI**

She's a brown pig.

She says "sooey".



Name:

He's a

He says



Name: **COLE**

He's a black rabbit.

He says "duuude".



Name:

He's a

He says



Name: **COLTON**

He's a white horse.

He says "check it".



Name:

She's a

She says

ANIMAL CROSSING: NEW HORIZONS

Animal Crossing: New Horizons is a new game on the Nintendo Switch. You live on an island with your animal friends. Here are some of the animals. Each animal has a thing they like to say.



Listen to the example (Track 1). Work with a partner. Ask questions. The questions in the box can help you. Write the answers on the lines.



Listen and check your answers (Track 2).

Student A looks at page 15 and Student B looks at page 16.

STUDENT B

Who's this?	Who's the (purple mouse)?	What's their name?	What do they say?	How do you spell that?
-------------	---------------------------	--------------------	-------------------	------------------------



Name:

She's a

She says



Name: **ROD**

He's a purple mouse.

He says "ace".



Name:

He's a

He says



Name: **FRANK**

He's a green bird.

He says "crushy".



Name:

He's a

He says



Name: **Kiki**

She's a black cat.

She says "kitty cat".

IN THE GARDEN

Task

Read and listen to the sentences (Track 3).

Close your eyes. Where is everything?

Draw the garden.

This is my funny garden. There are two trees and four flowers. The big tree is between the red flower and the yellow flower. The small tree is next to the red flower, on the left side of the garden. The pink flower is to the right of the yellow flower. There's a basket between the pink flower and the blue flower. There is a small tree house in the small tree. A brown bird is in front of the big tree, and the basket is behind an orange bird. The red flower is under my black cat. And where's my white dog? Oh, he's in the big tree.












Do you know Peter Rabbit?

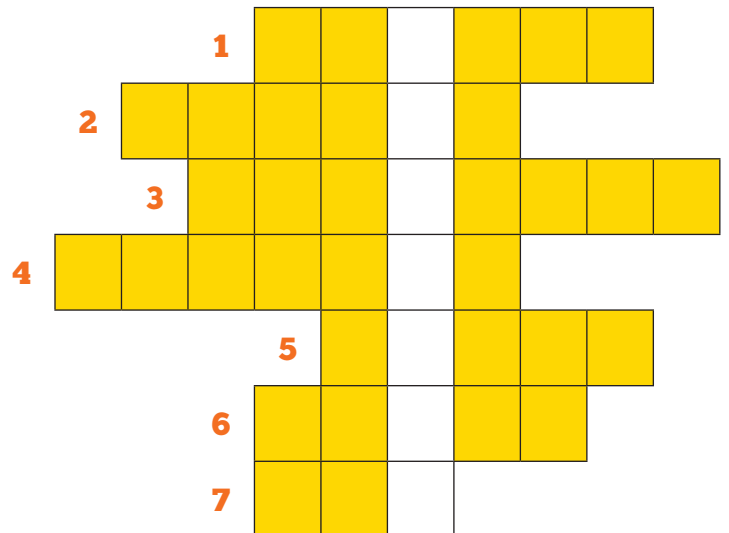
There is a new film about him. It is called *Peter Rabbit 2: The Runaway*. Peter runs away. Can his family find him?

There are also books about Peter Rabbit. The writer's name is in the puzzle.



Task Do the puzzle and find the writer's name.

1	Peter is a 
2	Peter wears a blue 
3	Mr McGregor has  in his garden.
4	Rabbits like to eat 
5	The family goes by 
6	This rabbit is wearing a yellow 
7	This rabbit is in a 



The writer's name is _ _ _ _ _ Potter.

Would you like to read some books about Peter Rabbit and his friends?

 Listen to Track 4 and check your answers.



LOOK AND TALK

IN THE GARDEN

Task 1



Look at the picture on page 20. What can you see? Listen to the example conversation (CD Track 25).

Student A

Are there any cats / fish / trees / flowers?

How many children / flowers / trees are there?

Where is Nathan / Ryan / Hailey?

Where is the chicken / the bear / the yellow bird?

Student B

Yes, there are. / No, there aren't.

There are six / ten / three children / flowers / trees.

He / She is in the tree / between the tree houses / under the yellow tree house / on the brown tree house.

It's in front of the monkey / on the yellow tree house / in the brown tree house.

Task 2



Play a game.

Listen to the example conversation (CD Track 26).

Play together. One person chooses someone or something in the picture.

The other person asks questions.

EXAMPLE:

Student A

Is it an animal?

Is it a plant?

Is it a girl?

Is she in a tree?

Is she next to Nathan?

Is it Alyssa?

Student B

No, it isn't.

No, it isn't.

Yes, it is.

Yes, she is.

Yes, she is.

Yes, it is!

Task 3

Choose two people from the picture. What are they saying? Write their conversation. Then read the conversation with your partner.

EXAMPLE:

Zoe: Where's the cat?

Evan: It's not on my foot.

Zoe: It's not in a tree, either.

Evan: Oh, I see it! It's on your head!

Task 4

Write a story. Choose one of the animals in the picture. You are that animal now! What is your name? What are you doing? What are the children and other animals doing? Write a story about what you see.



